



**northcentral**  
D O O R C O M P A N Y

Signature quality and innovation since 1966.

RESIDENTIAL CARRIAGE HOUSE DOORS  
SR-138, SR-II

## SPECIAL RESERVE



*SR-84 in sandstone with stockbridge windows*

With classic beauty, durability and thermal efficiency, your home will be

*The Talk of the Town!*

TIMELESS. BEAUTIFUL. DEPENDABLE. | [www.northcentraldoor.com](http://www.northcentraldoor.com)

# SPECIAL RESERVE OPTIONS


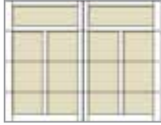

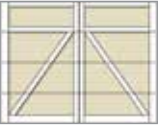
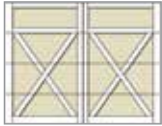
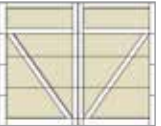
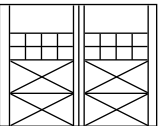





















*Customizing your Special Reserve door is easy...*



Custom Creation: Shown in Sandstone with Stockton windows

- ① Select the style, or create your own design
- ② Select the overlay option
- ③ Select the windows
- ④ Select the color

Add decorative hardware and your door is finished.

<p>Style Options</p>	 SR-81  SR-82  SR-83  SR-84  SR-85  SR-86  <p>Make your own custom creation!</p>
<p>Overlay Options</p>	 STANDARD TRIM SMOOTH  STANDARD TRIM WOODGRAIN  TECHTRIM™
<p>Window Options*</p>	 PLAIN LONG PANEL  HERITAGE  STOCKBRIDGE  STOCKTON  WYNDBRIDGE <p>*For double width doors, additional designs available.</p>
<p>Color Options</p>	 WHITE <sup>1</sup>  ALMOND <sup>1</sup>  SANDSTONE <sup>1</sup>  BEIGE  EARTHTONE  SEPIA  BROWN  GREEN  BLACK  Paint your own custom color! (subject to painting guidelines)
<p>Hardware Options</p>	 STRAP HINGE  DOOR STUD  LIFT HANDLE

<sup>1</sup> Available with standard overlay.

## CLASSIC IN STYLE. INNOVATIVE IN DESIGN.

---



*SR-82 in white with stockton windows & optional hardware*

### Nothing says *Welcome Home* like our Special Reserve Doors

We've taken the timeless beauty of carriage house garage doors and combined it with the latest in design engineering to create a door that will be as durable as it is beautiful.

With six distinctive styles, three classic colors and your choice of windows, you'll be able to create the perfect look to complement your home's architectural style and make it uniquely yours.



*SR-81 in sandstone with stockbridge windows*

What makes the Special Reserve Series a step above the rest is our craftsmanship. Created from our popular TF-138 or TF-II thermal doors, we add a decorative overlay to create a genuine carriage house look. Made of 26-gauge steel, our doors are durable to the core. Insulated to keep your home thermally efficient year round, the unique thermal barrier helps guard against the elements. And, our quality finishing process creates a clean look on the inside as well as the outside using a two-coat polyester paint finish for maximum durability. The result is a maintenance-free door with a classic look that's all your own.

# SPECIAL RESERVE PRODUCT INFORMATION



SR-82 in white with stockbridge windows

## ADDITIONAL FEATURES

- Woodgrain embossed, hot-dipped galvanized steel is pre-finished exterior & interior then coated with baked-on polyester primer and acrylic finish.
- Wind load package available.
- Keyed or slide lock set.
- 10 ball rollers for quiet operation.
- Window glass available - double strength or insulated.
- Environmentally friendly polystyrene insulation.

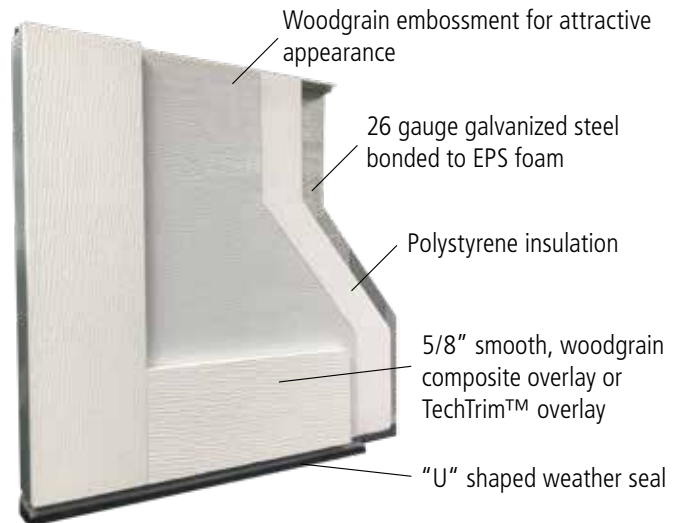
## WHY CHOOSE NORTH CENTRAL DOOR?

North Central Door Company understands that you have high standards when it comes to enhancing the appearance of your home. That is why we have been uncompromising in maintaining the high quality of our products since our beginning in 1966.

**Please note:** If painting your Special Reserve door, with standard overlay, use a latex paint with a light reflective value of more than 36 and no darker than sandstone. Failure to follow these guidelines may result in significant damage and will void warranty. Printed colors may vary slightly from actual colors. Please visit your local dealer for actual color swatches.

TechTrim™ overlay - use a high quality latex paint.

## CONSTRUCTION



- 1-3/8" or 2" insulated steel flush sandwich door with decorative overlay.
- Polystyrene insulation bonded to 26-gauge steel skin providing thermal protection to the edge of each section.
- Uniquely designed tongue & groove section joints create a weather-resistant seal against rain, snow & wind.
- Durable PVC seals provide a continuous thermal break on all section joints, reducing thermal transmissions.
- 18-gauge hot-dipped galvanized stiles are carried the full height of the sections providing superior strength & durability compared with commonly used hinge pads.
- Hinges are 14-gauge, hot-dipped galvanized steel for lasting durability.
- Aluminum weather seal retainer is corrosion resistant.
- Heavy-duty "U" shaped bottom weather seal helps protect against elements.
- R-values per section thickness: 1 3/8" = 6.6, 2" = 8.5

For complete specifications, visit [northcentraldoor.com](http://northcentraldoor.com)

Distributed By:



As NCDC continuously strives to improve our products, all specifications listed on this brochure are subject to change without notice or obligation.

NCDC052419



**northcentral**  
DOOR COMPANY

WWW.NORTHCENTRALDOOR.COM